



# Aveley Primary School

## *School Report*

### 2023



*Success for all our children is built on...  
Trust, Respect and Opportunity*

## Values

### Learning:

At APS we have a positive approach to learning and encourage it in others. We build on what we already know. This is both a shared and individual responsibility.

### Excellence:

At APS we have high expectations, set standards of excellence and strive to achieve them. These challenge all of us to be the best we can be.

### Equity:

At APS we recognise our differing individual and collective circumstances and needs. We are dedicated to ensuring the best outcomes for all members of our school community.

### Care:

At APS we feel respected and capable. We treat each other with care and our relationships are based on trust, mutual respect and the acceptance of responsibility. We recognise the value of working with each other for our common good.

## Contents

Section 1:  
School Overview & Principal's  
Message

Section 2:  
Achievement

Section 3:  
Recommendations & Priorities 2024

Section 4:  
Financial Information

Section 5:  
Highlights of 2023



## School Overview

Aveley Primary School, is an established Independent Public School, located approximately 26 km north-east of the Perth CBD. Our school is located east of Ellenbrook and south of The Vines. Aveley opened in 2012, catering for 180 students. We currently provide quality education for over 650 students with a diverse range of needs and cultural backgrounds.

With excellent modern facilities and well-maintained grounds, we have a highly experienced team of teachers and support staff who provide challenging, innovative and supportive learning environments inside and outside the classroom.

We encourage in students the ability and willingness to be lifelong learners. We work closely with families and the school community to prepare our students for a productive and successful future. Our P&C Committee is outstanding, with a dedicated team fundraising and providing exciting experiences for our students and our School Board continue to collaborate on setting priorities and ensuring good governance.

At Aveley, we have a purposeful focus on assisting students to live and work successfully in a connected world. We aim to provide every opportunity for students to be confident, involved learners and effective communicators where Information Communication Technology (ICT). We encourage students to be active participants in their learning, encouraging feedback and creating safe classrooms where they can take risks and push past prior accomplishments.

Our vision is built on the pillars of **Trust**, **Respect** and **Opportunity**.

**Trust** is established and maintained through strong productive relationships and quality teaching and learning.

**Respect** for one another, our environment, ourselves, and the process of education through supportive and equitable actions. Actions to improve sustainability are both individual and collective endeavours.

**Opportunity** for all our students to make progress to achieve their full potential.

## Principal's Message

2023 saw another successful and productive year at Aveley. We are committed to making a difference for every student in every classroom, every day by providing a learning environment where children feel safe, valued, and confident to tackle academic and personal challenges. We believe that all community members play a valuable role in the life of the school, building a culture that supports excellence.

This year we changed our leadership structure in support of the implementation of an Instructional Coaching model. This investment in our curriculum leaders will strengthen lesson delivery at our school. We also began to review our behaviour management processes to further support staff and students.

We also invested in further developing our Visible Learning Strategy with staff collaborating to develop Learner Dispositions. These provide descriptions and explanations of what good learners do to have agency with their learning and to develop life-long skills for learning.

After interruptions to the 2020 National Assessment Program Literacy and Numeracy (NAPLAN) and the ongoing difficulties in reporting progress of students in the following years, 2023 saw changes to the both the timing of the assessment and the way it was reported. These changes meant that 2023 will form the baseline data of a new data set whereby achievement is measured. Longitudinal data for schools to compare and review will only be available from 2025.

NAPLAN data, along with school-based assessments, were used to inform the school's self-review and review targets for the next cycle of our Business Plan. We anticipate a Public School Review in 2024. Staff have been working hard to prepare for the review as we focus on initiatives to continue our commitment to school improvement.

Finally, I would like to thank the staff at Aveley for their tireless determination to meet the needs of every student.

## Achievement

### NAPLAN 2023

Please note the changes to NAPLAN for 2023

NAPLAN 2023 was administered through an earlier test window commencing in week 7 of term one.

The 2023 NAPLAN assessments have been re-scaled. Results for 2023 will be the commencement of a new data time series.

No NAPLAN to NAPLAN progress or previous proficiency levels will be reported until 2025.

Graphs and tables will include the four proficiency levels (Needs Additional Support, Developing, Strong, Exceeding)

Numeracy Yr 3	2023	%		<b>WA Public School Average (398) APS Average (390)</b> <i>Our year 3 students' performance was slightly below like schools when looking at the combined percentage of students either 'Strong' or 'Exceeding'.</i> <i>We have a greater percentage of students needing additional support. Intervention and adjustments continue to be provided to assist these students.</i>
	APS		Like Sch	
Proficiency Level				
Exceeding	7.1		7.7	
Strong	47.1		55.8	
Developing	28.6		23.5	
NAS	17.1		12.7	

#### Proficiency Cut Scores (NAPLAN)

■ 493 < ■ 378 - 492 ■ 311 - 377 ■ < 310

Numeracy Yr 5	2023	%		<b>WA Public School Average (480) APS Average (461)</b> <i>Over half of our Yr 5 students are 'Strong' in Numeracy. A smaller percentage than like schools are 'Exceeding'.</i> <i>The percentage students needing additional support is similar to our Yr 3 cohort.</i>
	APS		Like Sch	
Proficiency Level				
Exceeding	4.1		8.8	
Strong	51.4		55.9	
Developing	25.7		25.3	
NAS	18.9		9.8	

#### Proficiency Cut Scores (NAPLAN)

■ 577 < ■ 451 - 576 ■ 386 - 450 ■ < 385

Reading Yr 3	2023	%		<b>WA Public School Average (390) APS Average (383)</b> <i>We have a smaller percentage of students needing additional support in Yr 3 than like schools. We have a higher percentage of students developing proficiency in reading.</i>
	APS		Like Sch	
Proficiency Level				
Exceeding	9.9		11.4	
Strong	46.5		50.2	
Developing	33.8		25.7	
NAS	9.9		12.5	

#### Proficiency Cut Scores (NAPLAN)

■ 481 < ■ 368 - 480 ■ 282 - 367 ■ < 281

Reading Yr 5	2023	%		<b>WA Public School Average (484) APS Average (458)</b> <i>We continue to encourage a love of reading and the practice of reading with our older students, noting the lower percentage 'Exceeding' and the percentage of students comparable to like schools with 'Strong' proficiency in Reading.</i>
	APS		Like Sch	
Proficiency Level				
Exceeding	5.3		15.9	
Strong	57.3		58	
Developing	21.3		18	
NAS	16		7.7	

#### Proficiency Cut Scores (NAPLAN)

■ 555 < ■ 448 - 554 ■ 377 - 447 ■ < 376

<b>Writing Yr 3</b>	2023 %		<b>WA Public School Average (408) APS Average (420)</b>
	APS	Like Sch	
Proficiency Level			
Exceeding	11.4	8.8	<i>We are comparable to like schools re: the percentage of students 'Exceeding' and 'Strong' in Writing for Yr 3. A very small percentage of students are needing additional support.</i>
Strong	67.1	70.2	
Developing	20	14.3	
NAS	1.4	6.5	

Proficiency Cut Scores (NAPLAN)

■ 503 < ■ 370 - 502 ■ 296 - 369 ■ < 295

<b>Writing Yr 5</b>	2023 %		<b>WA Public School Average (474) APS Average (452)</b>
	APS	Like Sch	
Proficiency Level			
Exceeding	5.3	10.1	<i>Our Yr 5 students are below in most proficiency levels as compared to like schools. We are using Data analysis programs such as Elastik for better data to show progress and areas for improvement.</i>
Strong	44	60.1	
Developing	32	21.3	
NAS	18.7	8.2	

Proficiency Cut Scores (NAPLAN)

■ 570 < ■ 455 - 569 ■ 385 - 454 ■ < 384

<b>Spelling Yr 3</b>	2023 %		<b>WA Public School Average (396) APS Average (408)</b>
	APS	Like Sch	
Proficiency Level			
Exceeding	15.7	14.5	<i>We have more students 'Exceeding' and 'Strong' in the area of Spelling compared to like schools. A smaller percentage of students need additional support than in other tested areas for Yr 3.</i>
Strong	50	44.8	
Developing	27.1	30.8	
NAS	7.1	9.6	

Proficiency Cut Scores (NAPLAN)

■ 489 < ■ 380 - 488 ■ 294 - 379 ■ < 293

<b>Spelling Yr 5</b>	2023 %		<b>WA Public School Average (485) APS Average (478)</b>
	APS	Like Sch	
Proficiency Level			
Exceeding	11	21.2	<i>A larger percentage of students in Yr 5 are needing additional support in Spelling. We have more students 'Strong' in spelling as compared to like schools.</i>
Strong	58.9	50.2	
Developing	19.2	22.5	
NAS	11	5.7	

Proficiency Cut Scores (NAPLAN)

■ 553 < ■ 451 - 552 ■ 378 - 450 ■ < 377

<b>Grammar Yr 3</b>	2023 %		<b>WA Public School Average (397) APS Average (380)</b>
	APS	Like Sch	
Proficiency Level			
Exceeding	5.7	5.5	<i>We are comparable to like schools for students 'Exceeding' in Grammar. More students are developing proficiency. This will a line of inquiry and we look at strategies to move them along.</i>
Strong	31.4	46.4	
Developing	48.6	33.1	
NAS	14.3	14.9	

Proficiency Cut Scores (NAPLAN)

■ 523 < ■ 404 - 522 ■ 312 - 403 ■ < 311

Grammar Yr 5	2023 %		WA Public School Average (487) APS Average (471)
	APS	Like Sch	<i>We have more students 'Strong' in Grammar for Yr 5 but more students need additional support. A potential line of inquiry is looking at the percentage not exceeding as compared to like schools.</i>
Proficiency Level			
Exceeding	4.1	11.7	
Strong	54.8	50.9	
Developing	24.7	26.9	
NAS	16.4	10.1	

Proficiency Cut Scores (NAPLAN)

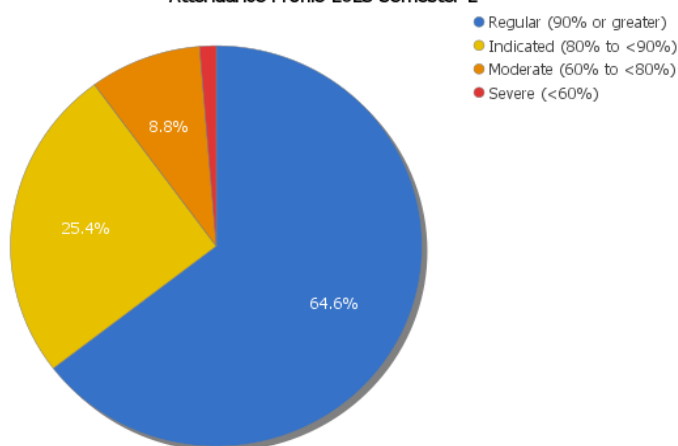
■ 582 < ■ 470 - 581 ■ 397 - 469 ■ < 396

## Attendance

### Year Group Breakdown

Breakdown	Attendance Rate %	Regular	At Risk Indicated	At Risk Moderate	At Risk Severe	Auth. %	Unauth. %
PPR	89.7%	68	22	9	2	61%	39%
Y01	90.6%	57	22	8		62%	38%
Y02	91.6%	63	23	6		60%	40%
Y03	89.8%	45	19	10	1	60%	40%
Y04	91.1%	50	19	6	1	68%	32%
Y05	90.8%	51	20	10		65%	35%
Y06	89.2%	63	31	5	4	56%	44%

Attendance Profile 2023 Semester 2

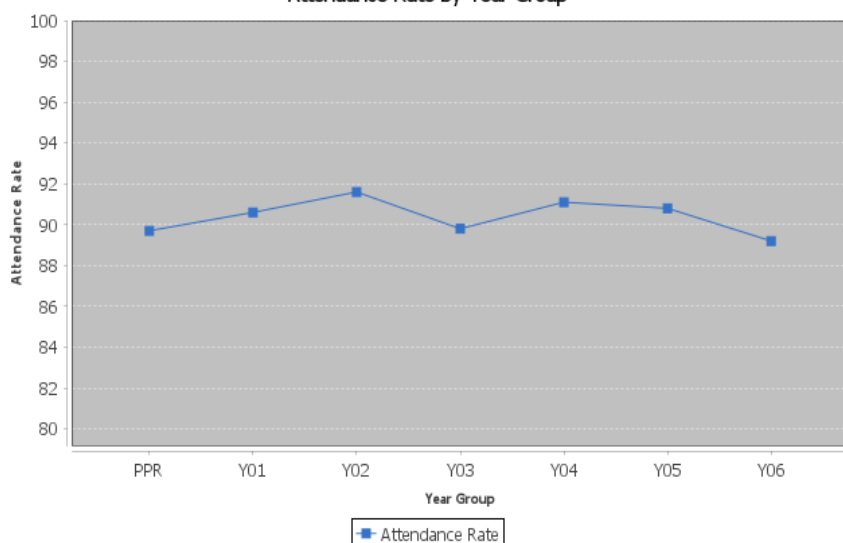


### Considerations

Data indicates a need for improvement in attendance for Pre-primary, Yr 3 and Yr 6. Longitudinal data indicates and overall improvement in attendance since 2022.

- Continue to monitor whole school and individual attendance data
- Unexplained absences are followed up in a timely manner
- Teachers monitor attendance and inform the Students Services of ongoing concerns
- Promotion of regular attendance through school communication
- Guidelines required for parents to assist them with attendance
- Working with individual families to support them in getting their children to school

Attendance Rate by Year Group



## Recommendations & Priorities for 2024

In line with DOE strategic documents (Building on Strength, Future directions for the Western Australian public school system, Every student, every classroom, every day - Strategic directions for public schools 2020 -2023 and *Focus 2024*) the focus areas for Aveley Primary for 2024 are clearly outlined in our Aveley Primary School Business Plan 2021 – 2024. A review and update of the Business Plan in preparation for the Public School Review anticipated for Term 2.

These include ‘*What we will do*’ and ‘*What you will see*’ under the five Improvement Drivers:

**Teaching quality**

**Learning environment**

**Use of resources**

**Leadership**

**Relationships and partnerships**

**Student achievement and progress**

The Aveley Primary School Business Plan 2021 – 2023 is available here: <https://www.aveleyps.wa.edu.au/>



### ***Data Literacy***

Opportunities to look at NAPLAN data, PAT data and during mandated meetings have given staff a better understanding of whole school progress in the areas of literacy and numeracy. Outcomes of these meetings have informed our targets in our Business Plan.

### ***Instructional Coaching & Visible Learning***

We have invested in training in Instructional Coaching for key teachers to lead the implementation at Aveley. Led by Ms Davis, we reviewed the leadership structure to better support the professional learning of staff to further embed Visible Learning. Instructional Coaching will ensure a consistency of practice and teacher support, to further improve student achievement.

### ***Review Behaviour Management***

Processes to better streamline our behaviour management, making it more visible and opportunities to explicitly teach expected behaviours have been provided for students.

### ***Encouraging Leadership***

We reviewed our leadership structure to better support the implementation of an Instructional Coaching model.

### ***Professional Learning***

Professional learning specific to supporting students with trauma or complex backgrounds will be prioritised in 2024.

### ***Learner Dispositions***

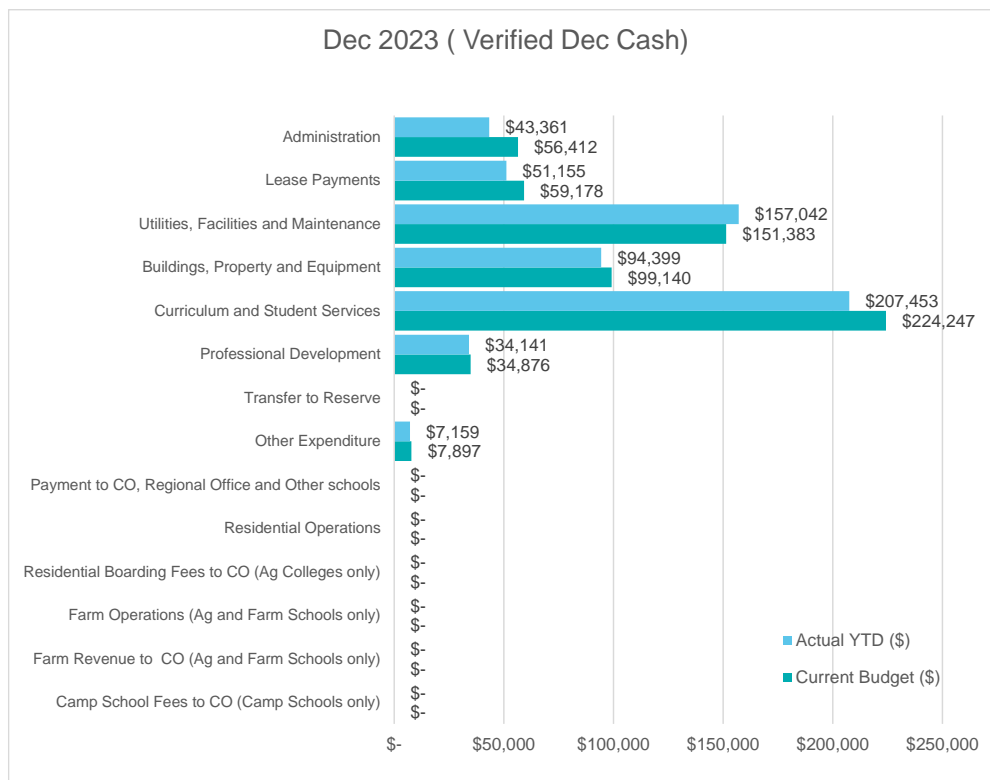
An extensive amount of work has been completed in readiness for the implementation of Learner Dispositions in every classroom. Visual supports and lesson plans have been developed to ensure fidelity in 2024.

# Finance Information

ONE LINE BUDGET - Dec 2023 ( Verified Dec Cash)		
	Current Budget (\$)	Actual YTD (\$)
Carry Forward (Cash):	83,937	83,937
Carry Forward (Salary):	323,056	323,056
<b>INCOME</b>		
Student-Centred Funding (including Transfers & Adjustments):	6,720,065	6,720,065
Locally Raised Funds:	196,946	176,264
<b>Total Funds:</b>	<b>7,324,004</b>	<b>7,303,322</b>
<b>EXPENDITURE</b>		
Salaries:	6,261,370	6,261,370
Goods and Services (Cash):	633,132	594,711
<b>Total Expenditure:</b>	<b>6,894,502</b>	<b>6,856,081</b>
<b>VARIANCE:</b>	<b>429,502</b>	<b>447,241</b>

INCOME - Dec 2023 ( Verified Dec Cash)		
	Current Budget (\$)	Actual YTD (\$)
Carry Forward (Cash)	83,937	83,937
Carry Forward (Salary)	323,056	323,056
<b>STUDENT-CENTRED FUNDING</b>		
Per Student	5,472,730	5,472,730
School and Student Characteristics	985,643	985,643
Disability Adjustments	57,809	57,809
Targeted Initiatives	215,266	215,266
Operational Response Allocation	9,117	9,117
<b>Total Funds:</b>	<b>6,740,565</b>	<b>6,740,565</b>
<b>TRANSFERS AND ADJUSTMENTS</b>		
Regional Allocation	0	0
Transition Adjustment	#N/A	#N/A
School Transfers – Salary	(474,802)	(474,802)
School Transfers - Cash	454,302	454,302
Department Adjustments	0	0
<b>Total Funds:</b>	<b>#N/A</b>	<b>#N/A</b>
<b>LOCALLY RAISED FUNDS (REVENUE)</b>		
Voluntary Contributions	20,702	20,702
Charges and Fees	91,134	91,133
Fees from Facilities Hire	65,000	44,318
Fundraising/Donations/Sponsorships	10,665	10,665
Commonwealth Govt Revenues	0	0
Other State Govt/Local Govt Revenues	0	0
Revenue from CO, Regional Office and Other scho	0	0
Other Revenues	9,445	9,446
Transfer from Reserve or DGR	0	0
Residential Accommodation	0	0
Farm Revenue (Ag and Farm Schools only)	0	0
Camp School Fees (Camp Schools only)	0	0
<b>Total Funds:</b>	<b>196,946</b>	<b>176,264</b>
<b>TOTAL</b>	<b>#N/A</b>	<b>#N/A</b>

EXPENDITURE - Dec 2023 ( Verified Dec Cash)		
	Current Budget (\$)	Actual YTD (\$)
<b>SALARIES</b>		
Appointed Staff	5,656,761	5,656,761
New Appointments	0	0
Casual Payments	603,457	603,457
Other Salary Expenditure	1,151	1,151
<b>Total Funds:</b>	<b>6,261,369</b>	<b>6,261,369</b>
<b>GOODS AND SERVICES (CASH EXPENDITURE)</b>		
Administration	56,412	43,361
Lease Payments	59,178	51,155
Utilities, Facilities and Maintenance	151,383	157,042
Buildings, Property and Equipment	99,140	94,399
Curriculum and Student Services	224,247	207,453
Professional Development	34,876	34,141
Transfer to Reserve	0	0
Other Expenditure	7,897	7,159
Payment to CO, Regional Office and Other schools	0	0
Residential Operations	0	0
Residential Boarding Fees to CO (Ag Colleges only)	0	0
Farm Operations (Ag and Farm Schools only)	0	0
Farm Revenue to CO (Ag and Farm Schools only)	0	0
Camp School Fees to CO (Camp Schools only)	0	0
<b>Total Funds:</b>	<b>633,133</b>	<b>594,710</b>
<b>TOTAL</b>	<b>6,894,502</b>	<b>6,856,079</b>





## Highlights 2023

### NAIDOC Week

This year's theme was 'For Our Elders', which recognises the important role Elders hold in our communities and families.

Students across our school participated in a range of activities promoting cultural understanding, appreciation and responsiveness, including listening to Dreamtime stories, learning Aboriginal symbols and Noongar words, researching Indigenous Legends and various art activities.

We also had an amazing interactive Noongar performance by the Wadumbah Noongar Dance Group. The performance brought the Dreaming stories of the very first Australians to life and they taught us a few Noongar words; Djiti Djiti (Willy Wagtail), Djildjit (Fish), Koolbardi (Magpie) and ngook (honey). The performances included traditional Aboriginal costumes, didjeridoo playing, traditional tapping sticks and we even got to participate in an Aboriginal dance!

### WADUMBAH ABORIGINAL DANCE INCURSION

On Wednesday 19th July, we had the Wadumbah Noongar Dance Group to perform 2 live shows for our students. The interactive performance brought the Dreaming Stories of the very first Australians to life and aimed to enhance students' understanding of our First Nations culture. The performances included traditional Aboriginal costumes, didjeridoo playing and traditional tapping sticks, and provided a unique opportunity for students be actively involved in the dance and storytelling.



### CORWIN-PARTNER VISIBLE LEARNING (VL) AWARD:

Congratulations to all members of the Aveley Primary School learning community on a successful application to become a Visible Learning+ Partner School (the first in Western Australia). Aveley Primary School's application and evidence capturing our VL journey to date, was of high quality and provided a deep insight into how our school has moved from evidence to impact. A special mention to Julien Coci and our Progressing APS Team for their work to drive this initiative in our school. We look forward to continuing the journey of empowering our students to see learning through their eyes, and as their own teachers.

### HARMONY DAY!

Such great activities happened in classrooms with students completing activities to celebrating our diversity and embracing the theme of 'Everyone Belonging' in our school and country, together.

Thank you to our families for coming along to watch and for sending your children to school dressed up in orange or cultural dress. It was just fabulous!



### CHOIR PERFORMANCE AT AVELEY COMMUNITY FESTIVAL.

It was amazing to see and hear our choir performing at the hugely popular Aveley Community Festival. Everyone on stage sounded amazing, bringing the enthusiasm and fantastic singing to this event which our school has been known for, ever since our first performance in 2012.



### NATIONAL AUSTRALIA INDONESIA LANGUAGES COMP

We were very excited to announce the success of one of our amazing Year 3 students, Phlynn!

Phlynn was awarded 1st place in the Early Primary School Category of the 2023 National Australia Indonesia Language Awards.

He flew to Sydney to present his speech and receive his award. We are so proud to have Phlynn represent our school and wish him continued success with his Indonesian Language learning.



### YEAR 6 CAMP

Year 6 camp was at Point Peron Camp Fairbridge. The students participated in team building activities and enjoyed the opportunity to reinforce or create new friendships. The students had a great time and staff came back exhausted but very complimentary of the behaviour of the students during the camp.



### WAKAKIRRI

Our school has received a State Award for our Endangered Species Conservation Environmental Story AND has also received a nomination for a National Award! The schools who received a nomination for a National Award from each region were considered for a National Festival Award. Once every school has performed from around Australia, selected schools were showcased as part of the Nationals.

Our Wakakirri performance Yarkiny received a National Award - Highly Commended for 2023! This is out of more than 200 schools all over Australia. Aveley's accomplishments will be promoted as part of our 2023 National Showcase via our social media channels and emails to every school in Australia.



### STEM EXPO & OPEN NIGHT

Our students worked hard this year on their STEM Learning Projects. Each year they showcase their learning at our annual STEM Expo. The expo runs all day and classes have the opportunity to visit the expo, with many different groups of students sharing their work and creations with their peers. Students are encouraged to outline the inquiry process they followed and what problem they were aiming to solve in their learning. As always, it was a huge success. Thank you to all our students and teachers for their amazing efforts, and sharing their learning with us.

On Wednesday 8 November, we hosted our annual Open Night evening, and STEM Expo for the community. This is our favourite event of the year, as we love inviting everyone into our school to celebrate the amazing efforts of our students. We love seeing past students, new students, extended families, guests all coming together at our school. We saw so many students beaming with pride as they went from their classroom to specialist classrooms, to the STEM Expo and more! Thank you to our incredible P&C and School board members for supports us with their raffle and stalls. The 2nd-hand school uniforms were a hit too! We would also like to thank Joey's Ice-cream and Big Slice Pizza for coming along to provide the necessary snacks and drinks needed for a busy night!



## R U Ok Day

R U OK? is a public health initiative to encourage people to stay connected and have conversations that can help others through difficult times in their lives.

Staff and students supported R U Ok? Day by wearing something yellow to school. Our staff connected with each other with a lovely morning tea and many supportive conversations. Some classes participated in activities that promoted students engaging in conversations and asking each other meaningful questions.



## ANZAC SERVICE

We are appreciative of all the support from our families and community members in commemorating this important occasion. We would also like to acknowledge our parent volunteers who made the stunning wreaths, which were laid in commemoration. It was also fantastic to see so many community members taking the time to view the outstanding work our students had completed, and which was on display in the undercover area.

A special thanks also goes to our special guest; Leading Aircraftman, Luke Cooke, who presented the commemorative address.



## EISA CROSS COUNTRY

Well done to all the students who participated in the EISA Cross Country event.

Congratulations to Connor Magorian, Bowen Hillier, Seb Armfield and Summer Wirth who were Runner Up Champions in their events and Lincoln Vale who was Year 6 Boy Champion.

Aveley PS finished runner up school overall. Thank you to the parent helpers and staff who attended the event.



## HAPPY KIDS CLUB

Aveley Primary School is committed to student health and well-being. We provide ongoing support and raise awareness through a variety of means. One program that has been implemented over the last few years is called The APS Happy Kids Club. A program aimed at Aveley Primary School children aged 9 to 11 years old.

The objective of the project is to provide students with the opportunity to work together to learn and collaborate, carrying out a range of assignments, aiming to teach them a diverse range of life skills including planning, preparing, developing and maintaining a water wise garden, food preparation, building, painting and mentoring.



## Vegetable Garden and Sensory Space

Work has been done by students to develop a vegetable garden and Sensory Space. With guidance from Kath Smith, our Horticultural Therapist, we have created a beautiful space for all to enjoy. The Happy Kids Club will continue next year to support student in developing life skills and contributing to our school environment.

