

SCHOOL ROAD SAFETY GUIDE



Hi!

My name's Archie.

My family comes from a very rare species called the **Western Swamp Tortoise**.

I only live in the **Twin Swamps** in the City of Swan.



It's very important to **stay safe** on the road because cars can travel much quicker than I can.

I always make sure to get help from an adult when I'm around roads.

They show me what's best and how to make **good decisions** while I'm still growing up.



My teacher Mrs Lola taught me the School Parking High Five.

These are **five ways** to make getting to school, and coming home again, easy and fun.

1 Take a walk or go for a ride

We like to ride our bikes or walk together on a nice day. We get some fresh air, a chance to stretch and we don't get stuck in traffic!

When I ride my bike, I get to **ring my bell** so people walking in front know I'm coming!

I also get to wear my favourite blue helmet. Even though I have a protective shell on my back, it's important to wear my helmet to **protect my head** if I fall down.




When riding and walking, we always:

Travel on the shared path

Wear enclosed shoes when riding.




Stop and look for cars in and around driveways.




Make sure a grown up is close by to supervise

Ride in a safe place away from roads, driveways and car parks.




Take care of your wheels!



A grown up can help you check your bike or scooter is safe to ride.

Wear a correctly fitted helmet when riding.



A grown up should check it's buckled up correctly and that it fits you properly.

Walk the bike across a road crossing, don't ride it!

2 Slow down and enjoy the ride

One of my favourite stories is the Tortoise and the Hare. It taught me that **slow and steady wins the race!**

When we drive to school, my parents always make sure they drive slow.

There are special 40km/h speeds in school zones.

I always stay at a **safe speed** when I'm walking or riding, so I can look out for anything risky like cars!



3 Read and follow the signs

There are signs to **show your parents where parking is not allowed or where they cannot park.**

This means the bus always has a spot to park to pick you up. It also stops people from parking where they might get in the way or cause an accident.

No Stopping



No Parking



Bus zones



4 Stay safe around roads

There are some important road rules for school to make sure everyone is safe!

Be careful around cars and school busses

Always stand back until the bus or car has stopped. Wait until it has moved away before you walk or drive nearby.

Always use the school crossings

Crossings are there for people to walk safely across the road. You should always use crossings when available.



Getting in and out of the car safely

Mum and dad should always make sure they pick you up on the edge of the road (this is called a kerb). The car should always be on the correct side of the road.

Footpaths

Footpaths are for walking and riding safely. Cars aren't allowed to park on footpaths because it means people can't always get around the car safely.



5 Give your best manners

Remember to always treat others the way you want to be treated.

Make sure you follow directions to make sure you are safe, and be the best example for others.



Q	H	B	I	K	E	H
B	E	L	L	S	R	I
U	L	E	O	A	W	P
S	M	A	O	F	A	M
V	E	B	K	E	L	A
I	T	P	G	R	K	W
Z	E	B	R	A	G	S

**BIKE
SAFE
LOOK**

**WALK
BELL
HELMET**

**SWAMP
ZEBRA**



Tips and tricks for parents and guardians

Children start developing their understanding of road safety when they are as young as three.

Parents may not be aware of how their driving habits can influence their children's future road safety attitudes and behaviour.

Driving responsibly around schools not only keeps children safe, but it also sets a positive example for them during their important formative years.

What can you do to help?

There are many things that parents and guardians can do to keep children safe in school zones, such as:

- Always be aware of children, both yours and others
- Drive within speed limits, including in school zones
- Encourage walking or cycling to school
- Plan your trip so you arrive with time to spare in case you have to walk
- Use crosswalks at all times
- Drive and behave responsibly – saving a couple of minutes is not worth the risk
- Avoid parking on footpaths to make travel safer for those walking or cycling
- Adhere to parking restrictions – stopping or parking in restricted areas endangers others
- Ensure your vehicle faces the same way as traffic flow when parking or stopping.

The City of Swan has a dedicated school parking restrictions program. Parking officers patrol schools and issue infringements to drivers who:

- Stop or park on a footpath
- Stop or park on a verge without consent
- Park in a “no parking” area
- Stop in a “no stopping” area
- Park in a way that obstructs an intersection
- Park facing against traffic flow
- Park in a way that obstructs a driveway, access way or crossing
- Park on a median strip
- Double-park
- Park in a bus zone.

For a list of modified penalties, please visit the City's website.

City of Swan

2 Midland Square Midland
PO Box, 196 Midland WA 6936
9267 9267

www.swan.wa.gov.au



This document can be made available in alternative formats on request.

G052104