



Aveley Primary School

School Report

2018



Inaugural APS (Student) Stem Expo – 27.06.2018

(Photo: David Baylis – Community News)

Success for all our children built on ...

TRUST, RESPECT, OPPORTUNITY...

Core Values

Learning:

At APS we have a positive approach to learning and encourage it in others. We build on what we already know. This is both a shared and individual responsibility.

Excellence:

At APS we have high expectations, set standards of excellence and strive to achieve them. These challenge all of us to be the best we can be.

Equity:

At APS we recognise our differing individual and collective circumstances and needs. We are dedicated to ensuring the best outcomes for all members of our school community.

Care:

At APS we feel respected and capable. We treat each other with care and our relationships are based on trust, mutual respect and the acceptance of responsibility. We recognise the value of working with each other for our common good.



Aboriginal Artwork

(Supported by successful PALS Grant)

The Annual School Report

The School Report is a mandated accountability document that is provided to the Department of Education and to the school community. This report demonstrates our achievements for the 2018 school year and highlights our ongoing commitment to enhancing the educational outcomes for all of our students.

As a school we continue to strengthen our working relationships with students, staff, parents and the wider community. Aveley Primary School acknowledges and thanks all members of the community for their contribution to improving the outcomes for all of our students.

Contents

Section 1:	The School and its Context
Section 2:	Academic & Non-academic Achievement
Section 3:	Recommendations
Section 4:	Financial Information
Section 5:	Highlights of 2018



Jump Jam Performance

1: The School and its Context

Our school's motto of 'Success for all our children built on TRUST, RESPECT, OPPORTUNITY' outlines the vision we all support with students, staff and the community working together in the interest of student progress and development.

Aveley PS opened its gates to one hundred and eighty students, to commence providing quality education in first class facilities for children in the suburb of Aveley, on 1 February 2012. We ended the 2018 school year with 745 students. With the opening of the new Aveley North Primary School for students in Kindergarten to Year 6 next year, 2019 will see a minimal reduction (of approximately one class) here at Aveley Primary School.

Our school has continued to build an effective, strong and diverse team of administrators, teachers and support staff. Working with our students, parents, teachers and local community we maintained a focus on establishing data driven, high but achievable targets for the delivery of educational programs, social and emotional growth and the continued development of a supportive school culture.

Our highly effective teachers ensured clear planning to achieve required outcomes in a positive, engaging environment, ensuring safety and support to meet the diverse learning needs of all students. Within each classroom our teachers utilised their skills along with the support of colleagues and the leadership team to teach, assess and report on required outcomes. We maintained a focus on literacy and numeracy instruction across all year levels with each student's progress being monitored to ensure they had the opportunity to build on current skills and knowledge. All students participated in a range of learning activities designed to reinforce the expectations of the DoE's *Classrooms First Initiative* and *Strategic Plan for WA Public Schools 2016-2019, High Performance – High Care* along with the *APS Business Plan, 2018 - 2020*. These programs were supported by a range of incursions and excursions.

2018 saw the purchase and installation of a purpose-built transportable to provide quality accommodation for our Out of Hours School Care (OHSC), currently provided by Camp Australia. This facility is used during the day to accommodate additional school based programs. To support families, this building has a path and gate to allow direct access to the OHSC facility from Egerton Drive's road side parking.



Our school continued toward a strong participative and consultative approach to school decision-making through the Aveley Primary School Board this year. The Board provided community perspectives on a range of issues through elected staff, parent and community representatives. This year we farewelled our long standing School Board Chair, Michelle Del Nero and welcomed our new Board Chair, Ami Nguyen. Our school was also strongly supported by an active and dedicated Parents and Citizens Association. Our school community appreciated the ongoing support of The Board and P & C members during 2018.

We continued our successful and innovative bring your own device (BYOD) program for students in Years 3 – 6 this year. With the aim of allowing children to better integrate ICT across all subject areas and share their learning experiences with family and friends, this continues to be a priority for our school. Our school also continued down the path of reducing our carbon footprint through a number of sustainability initiatives, including being a member of the Low Carbon Pilot School group.

To find out more about our school, contact our school office, follow us on Facebook, download our school app or check out the school's webpage at www.aveleyprimaryschool.com.

2: Academic & Non-academic Achievement

Curriculum

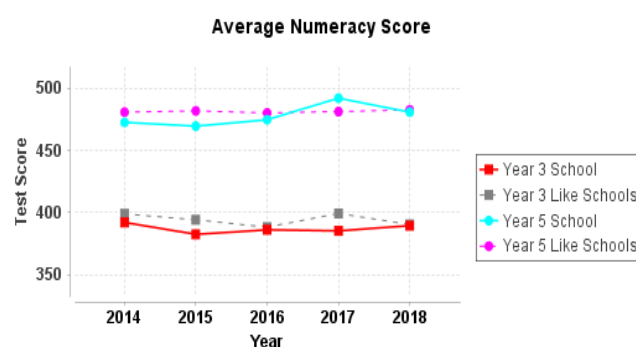
During May 2018, students in Years 3 & 5 were involved in NAPLAN Testing covering Literacy (Reading, Writing, Spelling and Grammar & Punctuation) and Numeracy. This year saw our students complete all tests (other than Year 3 Writing) in an online environment.

A review of the school's performance in these tests follows:

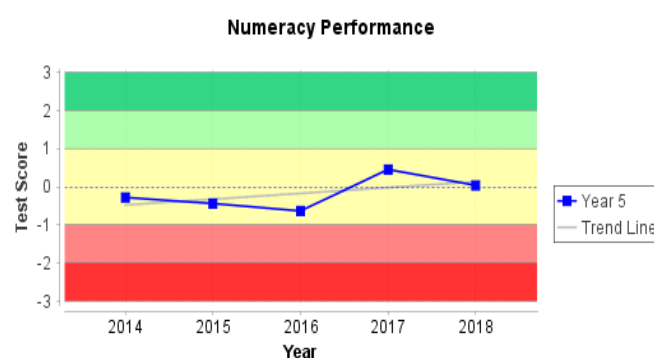
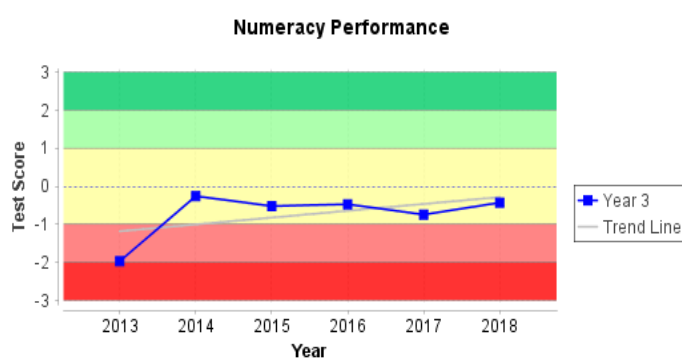
(Note: The *minimal national standard* is the minimum standard to be achieved for a child to make progress. The *comparative analysis* and the 'Like-School' calculations are based on the *My School Index of Community Socio-Educational Advantage (ICSEA)*).

NUMERACY

Numeracy					
	2016	2017	2018	Like	WA
Yr 3	74	82	83	83	84
Yr 5	80	88	82	81	81
Av	77	85	83	82	83



In 2018, 83% of Year 3 and 82% of Year 5 students tested at Aveley PS were above the national minimum standard in numeracy. The average of 83% was equal to the state average and just above *Like-Schools* (82%). The Longitudinal Summary *Like-Schools* comparison for Numeracy in 2018 indicated that Year 3 students are currently tracking equal to the like school mean and Year 5 students marginally below the like school mean.



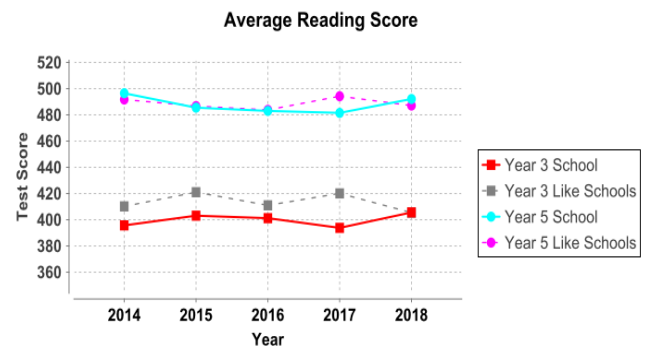
The trend in Numeracy for Year 3 is moving toward the expected performance while the trend for Year 5 is at expected performance.



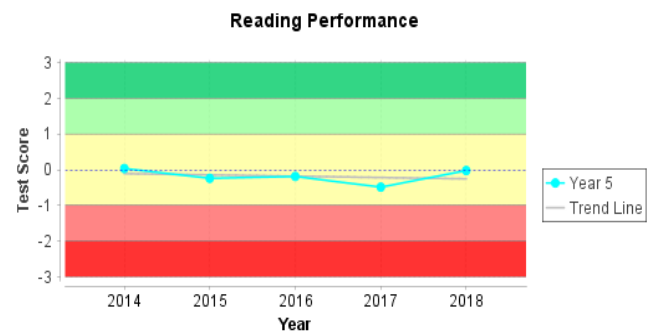
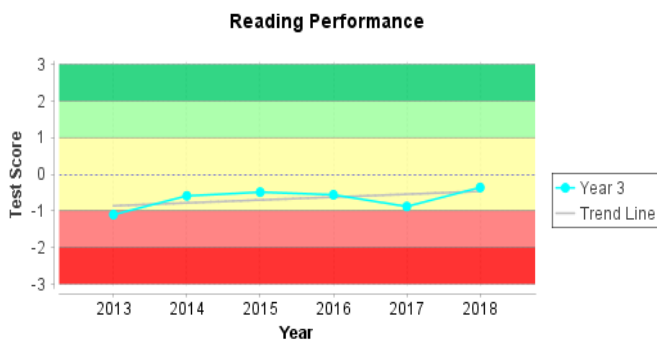
To assist with tracking our school's waste reduction, we have Waste Audits each year.

READING

<i>Reading (%)</i>					
	2016	2017	2018	Like	WA
Yr 3	88	79	76	82	83
Yr 5	81	75	78	76	79
Av	85	77	77	79	81



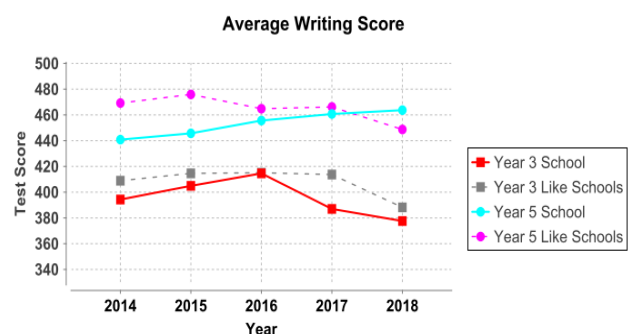
An average of 77% of students tested were above the national minimum standard in Reading. This was slightly lower than both *Like-Schools* (79%) and the state average of 81%. The Longitudinal Summary *Like-Schools* comparison for Reading indicated that Year 3 students scored just above the like school mean and Year 5 students scored above the like school mean.



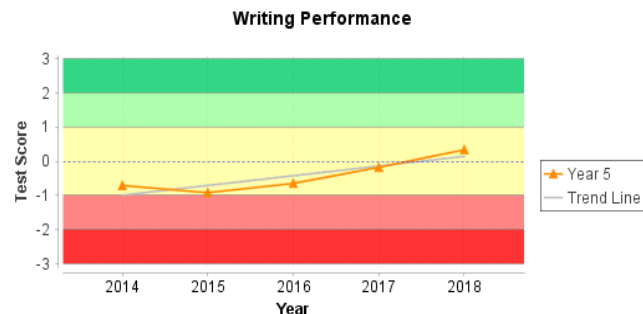
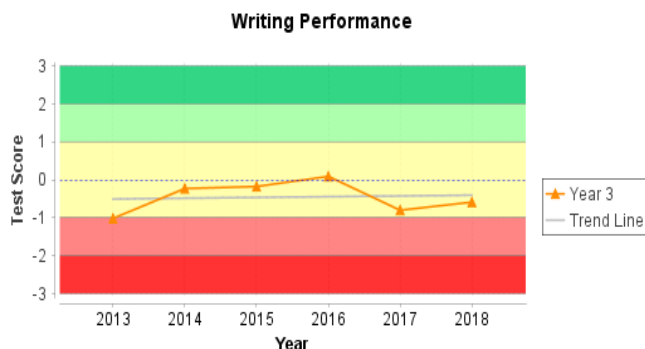
The trend for Year 3 continues to move upward, however is still marginally lower than the expected performance while the trend for Year 5 is moving from expected to marginally below expected performance.

WRITING

<i>Writing (%)</i>					
	2016	2017	2018	Like	WA
Yr 3	91	87	78	85	87
Yr 5	80	79	78	70	74
Av	86	83	78	78	81



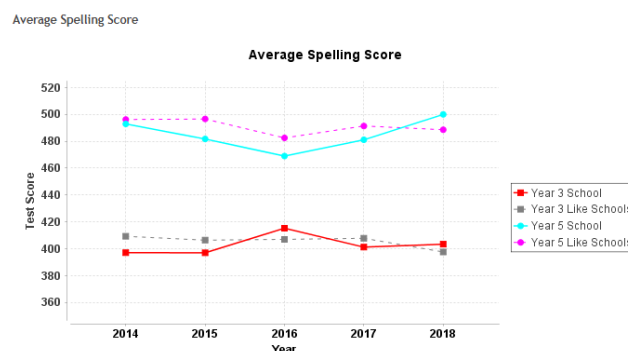
An average of 78% of students tested at APS were above the national minimum standard in Writing. This is similar to both *Like-Schools* (78%) and state averages (81%). The Longitudinal Summary *Like-Schools* comparison for Writing indicates the 2018 results for Year 3 are below the like-school mean and the average result for Year 5 students is significantly higher than the like-school mean for 2018.



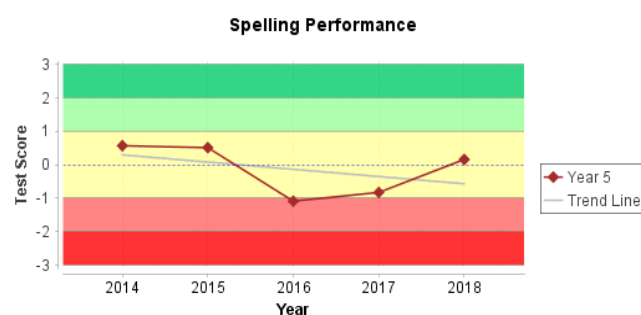
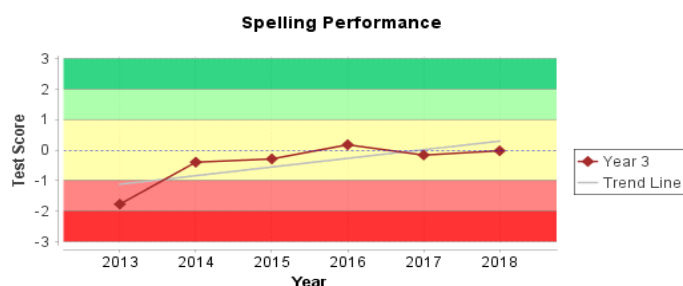
The overall trend for Year 3 Writing is maintained at just below expected performance (still within the expected range) while the trend for Year 5 has moved to above expected performance this year.

SPELLING

	<i>Spelling (%)</i>				
	2016	2017	2018	Like	WA
Yr 3	82	81	83	80	83
Yr 5	81	85	81	82	83
Av	82	83	82	81	83



An average of 82% of Year 3 & 5 students tested were above the national minimum standard in Spelling. This is comparable to both *Like-Schools* (81%) WA schools (83%). The Longitudinal Summary *Like-Schools* comparison for Spelling indicated that in 2018, Year 3 averages were marginally above the *Like-Schools* mean and Year 5 results are well above like schools.



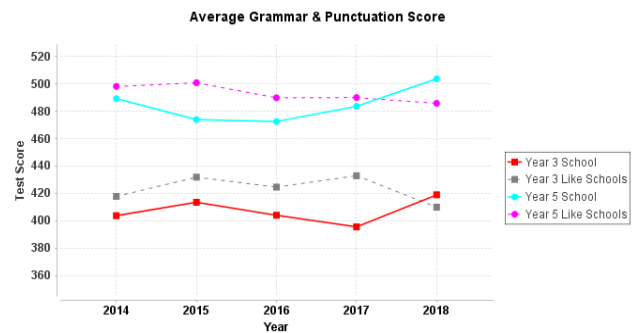
The trend from 2013 to 2018 for Year 3 indicates significant gain from below expected to marginally above expected performance. The trend for Year 5 indicates a move from just above expected to just below expected over this time



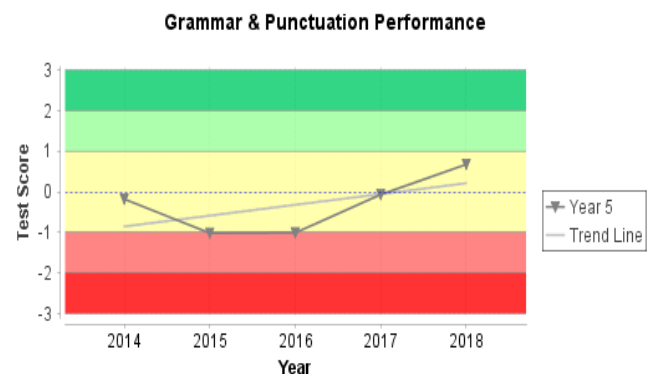
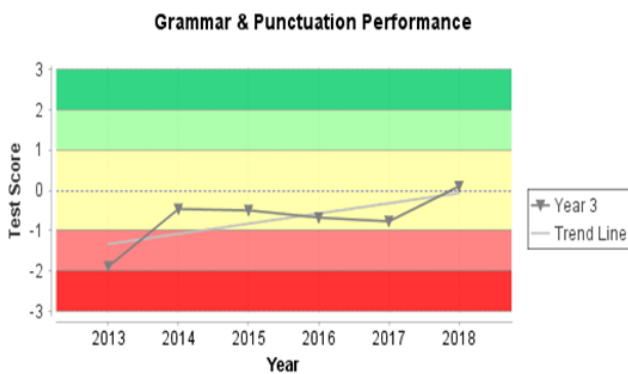
From garden to plate
One of our many fruit trees, with mangoes being enjoyed by Year 5 students.

GRAMMAR & PUNCTUATION

Grammar & Punctuation (%)					
	2016	2017	2018	Like	WA
Yr 3	90	80	71	82	82
Yr 5	81	73	79	77	79
Av	86	77	75	80	81



An average of 75% of Year 3 & 5 students tested were above the national minimum standard in Grammar and Punctuation in 2018. This result is below both *Like-Schools* (80%) and WA schools (81%) for 2018. The Longitudinal Summary *Like-Schools* comparison for Punctuation & Grammar indicates that both the Year 3 & 5 students scored above the *Like-Schools* mean for 2018.

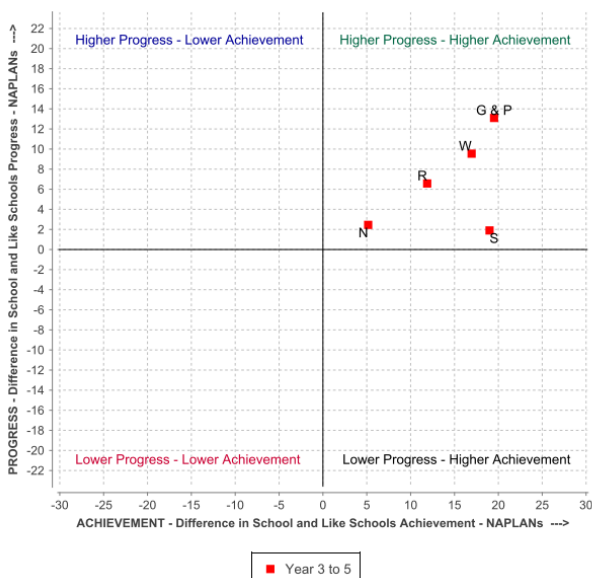


The trend from 2013 to 2018 for Year 3 indicates significant upward gain from below expected to at expected performance. The trend for Year 5 indicates a move from below expected to above expected performance over this time.

STUDENT PROGRESS

Student Progress and Achievement Compared with Like Schools

NAPLAN Year 3 2016 to Year 5 2018



This graph looks at both the achievement and the progress of students, compare with *Like-Schools*.

Aveley Primary School received a letter of commendation from the Australian Curriculum, Assessment and Reporting Authority (ACARA) for demonstrating substantially above average gain in literacy and numeracy achievement in 2018.

Overall Analysis

Following an ongoing commitment to improving students' English and Mathematics standards, based on comparative data from the last three years, our school's NAPLAN results indicated that Aveley Primary School continues to perform comparably to like schools.

Importantly, the majority of areas are trending upward, which demonstrates overall value adding to programs in recent years. Even though Year 5 Reading & Spelling are trending slightly downward, both cohorts in both Learning Areas performed equal to or above like schools in the 2018 testing.

More detailed analysis of the NAPLAN data was carried out by teaching staff. This, along with other data collected from across the school, continued to inform and prioritise planning toward specific areas in the teaching and learning program and specific cohorts of students as well as contributing to whole school planning for 2019 and beyond.

Behaviour Management

Aveley Primary School continued to build on the provision of a safe and caring environment for our students during 2018. Data indicated that a small number of students repeatedly displayed inappropriate behaviour in the playground and/or classroom.

Updated *APS Behaviour Guidelines*, implemented in 2016, continued to be embedded in our everyday practice throughout 2018. The explicit teaching and reinforcing of the negotiated Behaviour Matrix provided a clear understanding of the behaviours expected in our school. These behaviours are a focus for our positive reinforcement processes.

Our school will continue to apply proactive strategies to the management and modification of student behaviour and ensure a consistent approach between the playground, support classes and classroom. Managing and tracking student behaviour will remain a priority for 2019.

Attendance

The 2018 regular attendance figure for APS (82.7%) compares favourably with that of Like Schools (77.1%) and WA Public Schools (77%). There is a marginal reduction in attendance over the previous three years.

Our school continues to focus on providing a safe, effective and engaging environment to support student attendance.

	Attendance Category			
	Regular	At Risk		
		Indicated	Moderate	Severe
2016	83.3%	13.3%	2.9%	0.3%
2017	84.1%	12.9%	2.7%	0.3%
2018	82.7%	14.2%	2.8%	0.3%
Like Schools 2018	77.1%	16.8%	4.9%	1.2%
WA Public Schools 2018	77.0%	15.0%	6.0%	2.0%

Attendance (%) Comparison to WA Public Schools - 2017




APS Business Plan 2018 – 2020

In line with our Delivery and Performance Agreement (DPA), Aveley Primary School's Business Plan was renewed in 2018. The Plan was created in collaboration with Aveley Primary School staff and School Board.

The Business Plan outlines long-term strategic planning to reach the school's student achievement improvement targets. We continue to liaise closely with our school community to work toward the planned outcomes.

The APS Business Plan 2018 – 2020 is available in our school's website, <https://aveleyprimaryschool.com/>



3: Recommendations for 2019

In line with DOE strategic documents (*Classrooms First*, *Focus 2019*, *Directions for Schools & High Performance – High Care: Strategic Plan for WA Public Schools 2016 – 2019*) and the APS Business Plan 2018-2020, the focus areas for Aveley Primary for 2019 and beyond are:

Maintaining and strengthening student progress and achievement in English and Mathematics.

Strategies include:

- Further embed a Learning Area/Phase of Development team approach to ensure a clear and focused approach to curriculum improvement.
- Teaching teams continue to embed Learning Area plans to ensure a clear whole school approach.
- Opportunities for staff to continue to investigate and use a range of student online resources, including exemplars, for planning, teaching and assessment with a focus on the areas of English and Mathematics.
- Embedding our school's SAER and Attendance Policies to ensure a case management approach is used for students at risk (above and below).
- Continued opportunity to build skills, knowledge and processes through Professional Learning and Peer Collaboration.

Maintaining and strengthening student engagement, including behaviour.

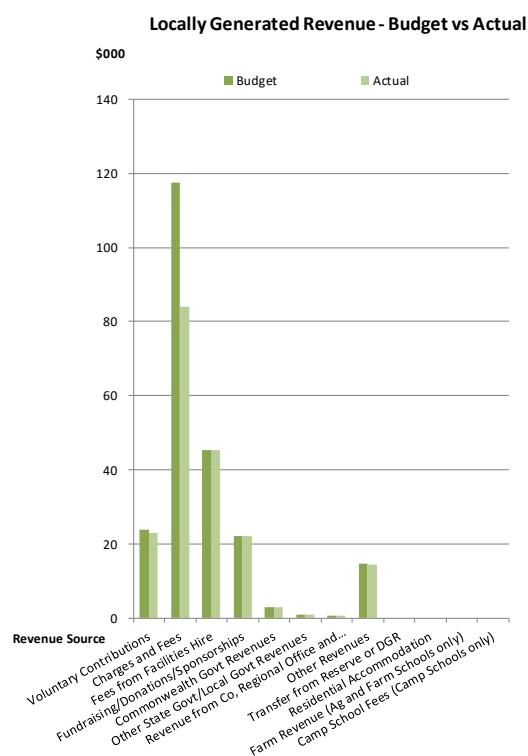

Strategies include:

- Support teachers' development of classroom management skills through CMS.
- Support teachers' development and whole school implementation of PaTHS.
- Embed the updated Positive Behaviour and Attendance Guidelines, including explicit teaching of behaviours outlined in our Behaviour Matrix.
- Continue with the whole school approach to tracking behavioural management issues using SIS Behaviour Management Module.
- Continue promoting and rewarding positive behaviour with a focus on links to the Behaviour Matrix and our whole school's focus on goal setting.
- Working together – staff, parents, students, community, external agencies.

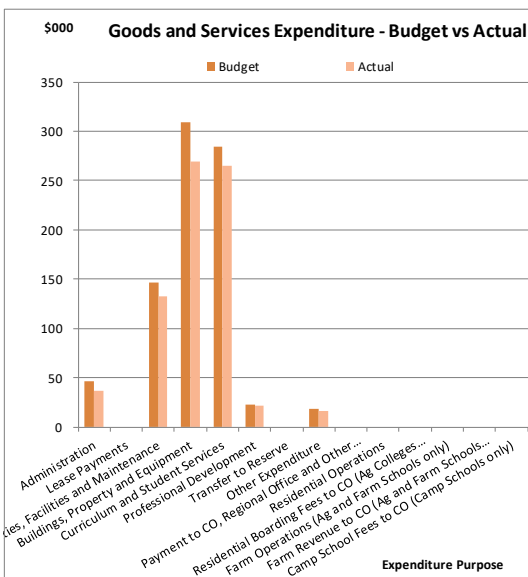
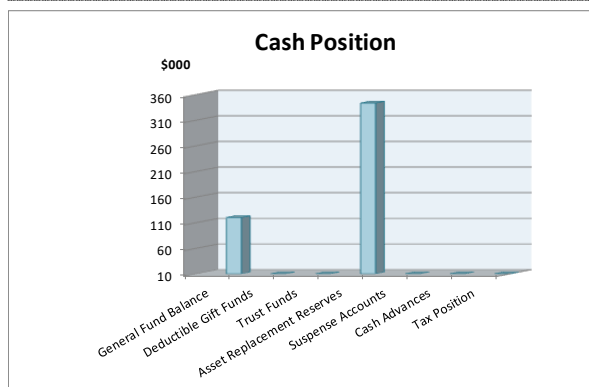
4: Finance

Aveley Primary School Financial Summary as at 31 December 2018

	Revenue - Cash & Salary Allocation	Budget	Actual
1	Voluntary Contributions	\$ 23,965.00	\$ 22,996.50
2	Charges and Fees	\$ 117,383.00	\$ 84,091.57
3	Fees from Facilities Hire	\$ 45,455.00	\$ 45,454.56
4	Fundraising/Donations/Sponsorships	\$ 22,010.00	\$ 22,009.15
5	Commonwealth Govt Revenues	\$ 2,887.00	\$ 2,887.27
6	Other State Govt/Local Govt Revenues	\$ 1,000.00	\$ 1,000.00
7	Revenue from Co, Regional Office and Other Schools	\$ 770.00	\$ 770.00
8	Other Revenues	\$ 14,700.00	\$ 14,422.74
9	Transfer from Reserve or DGR	\$ -	\$ -
10	Residential Accommodation	\$ -	\$ -
11	Farm Revenue (Ag and Farm Schools only)	\$ -	\$ -
12	Camp School Fees (Camp Schools only)	\$ -	\$ -
	Total Locally Raised Funds	\$ 228,170.00	\$ 193,631.79
	Opening Balance	\$ 335,870.00	\$ 335,870.45
	Student Centred Funding	\$ 331,936.87	\$ 331,937.22
	Total Cash Funds Available	\$ 895,976.87	\$ 861,439.46
	Total Salary Allocation	\$ -	\$ -
	Total Funds Available	\$ 895,976.87	\$ 861,439.46



	Expenditure - Cash and Salary	Budget	Actual
1	Administration	\$ 46,531.03	\$ 36,996.02
2	Lease Payments	\$ -	\$ -
3	Utilities, Facilities and Maintenance	\$ 146,338.00	\$ 131,967.33
4	Buildings, Property and Equipment	\$ 309,068.71	\$ 269,227.84
5	Curriculum and Student Services	\$ 283,803.30	\$ 265,426.39
6	Professional Development	\$ 22,822.00	\$ 21,856.03
7	Transfer to Reserve	\$ -	\$ -
8	Other Expenditure	\$ 17,846.00	\$ 16,086.77
9	Payment to CO, Regional Office and Other Schools	\$ -	\$ -
10	Residential Operations	\$ -	\$ -
11	Residential Boarding Fees to CO (Ag Colleges only)	\$ -	\$ -
12	Farm Operations (Ag and Farm Schools only)	\$ -	\$ -
13	Farm Revenue to CO (Ag and Farm Schools only)	\$ -	\$ -
14	Camp School Fees to CO (Camp Schools only)	\$ -	\$ -
	Total Goods and Services Expenditure	\$ 826,409.04	\$ 741,560.38
	Total Forecast Salary Expenditure	\$ -	\$ -
	Total Expenditure	\$ 826,409.04	\$ 741,560.38
	Cash Budget Variance	\$ 69,567.83	



Cash Position as at:	
Bank Balance	\$ 464,446.87
Made up of:	
1 General Fund Balance	\$ 119,879.08
2 Deductible Gift Funds	\$ -
3 Trust Funds	\$ -
4 Asset Replacement Reserves	\$ 343,176.00
5 Suspense Accounts	\$ 4,377.79
6 Cash Advances	\$ -
7 Tax Position	\$ 2,986.00
Total Bank Balance	\$ 464,446.87

5: Highlights of 2018



WASTE WISE

As an accredited Waste Wise School and with our ongoing commitment to embed waste minimisation practices within our school, our 'Waste Free Wednesday' continued in 2018. Both parents and students have adopted the ideals of reducing waste. Data is collected through annual Waste Audits to track our progress. Thank you to Mrs Griffiths for coordinating this for our school.

HARMONY DAY

Harmony Day is a day to celebrate that everyone belongs. We officially celebrated on Tuesday 20 March, with our students being involved in a number of activities to celebrate the cultural diversity of our school. Our Year 2 and Year 6 students presented an informative and entertaining *Harmony Day* assembly. We look forward to continued celebration of inclusiveness, respect and a sense of belonging for everyone.



FROM GARDEN TO PLATE

Our school continued to progress our sustainability initiatives, including each class caring for their allocated fruit trees (planted in 2016).

The fruit produced is used by the designated class. The Year 4 students in G7 took part in a master chef activity using the mangoes from their tree. The students were engaged in every part of the activity. About half of the class had not tasted mango before. The students made sorbet, smoothies, yoghurt pops and cheesecake. The students tasted and voted for their favourite, they then collected the data to use in Maths.

COMMUNITY ANZAC SERVICE

Our Student Councillors attended the community ANZAC Service at Woodlake. This occasion is attended by representatives from schools in the Ellenbrook area.

Aveley Primary School Community Members participated in our 2018 ANZAC Day Service yesterday. Special guests and community members continue to support us on this special occasion.



Image courtesy of The Advocate



SWAN ENVIRONMENTAL ART PROJECT

APS students completed a piece of artwork to submit to the Swan Environmental Art Project 2018. The theme for this year was, '*Plastic Pollution – finding solutions to reduce our footprint*'. Students had their artwork displayed at the Midland Junction Arts Centre. The school received a cheque for \$450 and the students received a prize and certificate. As prize winners, the students were invited to paint their design onto a banner that was photographed, printed and displayed in the City of Swan for the next twelve months for the whole community to enjoy.



INAUGURAL STUDENT STEM EXPO

Week nine of term two, was the inaugural (Student) STEM Expo here at Aveley Primary School. Our Undercover Area was buzzing all day with students sharing the knowledge and the processes they followed to solve their STEM inquiry. School community members enjoyed the opportunity to chat with students about their creations.

The day was highly successful.



Photo: David Baylis – Community News

LANGUAGE PERFECT WORLD CHAMPIONSHIPS

Aveley Primary School came eighth for Indonesian in Western Australia in the 2018 LanguagePerfect World Championships. Students in Year 3 to 6 took part in the competition and we were proud to acknowledge the six students who were recipients of Gold, Silver, Bronze and a Credit awards.



LANGUAGE TEACHERS AWARD

A well deserved congratulations to Ibu Bee Yuen Yang, our Language Specialist – Indonesian. Bee was the winning applicant of the Sangora Education Foundation – Language Teachers Award for 2018.

The Sangora Education Foundation was established in 1991 to promote excellence in education, better understanding and cooperation between the people of Australia and those of other countries through education and learning, and opportunities for the study of society and culture through the provision of grants, awards and scholarships.

Bee received a grant to achieve the aims she set out in her proposal. These include language courses in Indonesia to assist her development of linguistic proficiency and cultural adeptness in an Indonesian-speaking context and working collaboratively with *Indonesian Dance Studio* based in Perth.



100 DAYS IN SCHOOL

Our Early Childhood students reached 100 days in school for 2018! To celebrate, the Pre-primary and Year One classes dressed up as if they were 100 years old. The day included the opportunity for students to be involved in a range of '100 day' activities. The day was lots of fun.



NEW ART WORK

We were very excited to show off our amazing new artwork created by our Year 5 students in November with the talented Aboriginal Artist, Jade Dolman. The painting represents local animals of the sea, land and sky in our area. This artwork is displayed on the northern wall of the Staffroom/Library block.

This was one of the many activities supporting our school's implementation of the Aboriginal Cultural Standards Framework.

TAFE VISIT

Horticulture students from TAFE visited the school in May to assist with general gardening and tidying. They also planted a number of new shrubs on the southern side of the school near the Dental Therapy carpark. This opportunity provided for beneficial hands-on experience for these young people.

Our school appreciated the contribution the TAFE students made to enhancing our school ground.



YEAR 6 CAMP

Our Year 6 students enjoyed the opportunities provided to them whilst on the Year 6 camp at Fairbridge Village, located on the South West Highway Pinjarra. Camp was a wonderful experience for the Year 6 students and created memories for a lifetime.



RAC CHRISTMAS PAGEANT

Interested students took part in the Perth City Christmas Pageant in 2018. A key part of our Indonesian program is to further encourage the children from Year 1 to Year 6 to appreciate and explore the Indonesian culture. This pageant provided the opportunity for students with an insight into the diversity of Indonesia and the Indonesian people.

HOUSE CROSS COUNTRY

Students in year's 3 to 6 participated in House Cross Country event in May. It was pleasing to see the students participate and give their best in the run. Well done to Orion who took out the shield for overall Champion house. This event was one of many sporting events held in 2018. Other events included the Summer and Winter Interschool Carnivals and Interschool Athletics Carnival.



CODER DOJO

Coder Dojo is our after school Coding Club. This club was available for students in Year's 2 to 6 every Thursday after school. Students were busy developing their coding skills as well as learning how to code games in this time. They have also had the opportunity to program the Spheros and Dot and Dash robots. There was some really interesting creations and ideas. Thank you to Miss Dunning for coordinating CodoDojo in our school.



Success for all our children built on ...

TRUST, RESPECT, OPPORTUNITY...